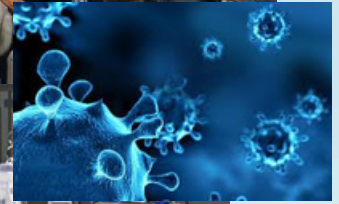


WHO Press released on 31 January 2020

Follow us:
RSS YouTube Twitter Facebook Instagram LinkedIn

WHO declares the new coronavirus outbreak a Public Health Emergency of International Concern

Find out more →



Lindungi diri, keluarga dan lingkungan terhadap infeksi mikroorganisme infeksius yang menular melalui udara

seperti Pneumonia, Influenza, TBC, ISPA dan virus-bakteri lainnya

OXIRA

Disinfektan udara berteknologi Ultra Violet Germicidal Irradiation (UVGI) yang terbukti global dan direkomendasikan WHO* dengan dukungan studi klinis




Lokasi Tempat Penggunaan OXIRA

Alat disinfektan udara ini dipergunakan **hanya dalam ruang tertutup (indoor)** dengan cara menghisap udara terduga mengandung mikroorganisme infeksius, untuk kemudian dipaparkan dengan sinar Ultra Violet 254 nm sebagai proses disinfeksi udara yang aman (posisi mendarat atau vertical*)

* Tersedia braket dinding

Rekomendasi ruang penggunaan :

- Area kerja - ruang meeting, ruang kerja, ruang manager/pimpinan dll
- Area medis & paramedis - ruang dokter, dokter tidur, ruang perawat dll
- Area pribadi - ruang tidur, ruang makan, ruang keluarga dll
- Laboratorium
- Klinik Kesehatan & Kecantikan
- Salon Penitipan Anak, Ruang Geriatri
- Restoran & Kafe
- Laundry area
- Lainnya



Fitur Produk & Keuntungan OXIRA

*OXIRA tipe XN untuk penghilang bau tersedia terpisah




Bentuk alat *simple, elegan & premium class*

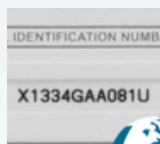
- Ukuran 50x6x7 (cm), Pilihan warna eksklusif (putih dan abu)
- berbahan **powder coated zinc annealed steel** (baja), 20 watt, maka konsumsi daya listrik setara dengan Rp 10,000/bulan

Durable & Quite Fan

- Tidak bising
- Nyaman untuk ruang kerja & ruang tidur



Lampu ultraviolet "**highest purity quartz**" Heraeus GmbH Jerman Panjang gelombang 254 nm berfungsi maksimal konstan selama **15.000 jam** (setara dengan **20 bulan** jika dipakai 24 jam/hari)



World Class Product


- Tersertifikasi dengan **Global Product ID** Menjamin keaslian produk, terbukti presisi & berdaya tahan



Referensi UVGI OXIRA


1. Global

- Guidelines for Environmental Infection Control in Healthcare Facilities US Department of Health & Human Services Centers for Disease Control & Prevention (CDC) : **Keyword : UVGI (Ultra Violet Germicidal Irradiation)**
- Hospital Airborne Infection Control by Wladyslaw Kowalski – CRC Press www.crcpress.com **Keyword : UVGI (Ultra Violet Germicidal Irradiation)**




2. Regional

- Upper room UVGI Eliminator an Update **Keyword : UVGI (Ultra Violet Germicidal Irradiation)**



3. Nasional

- Permenkes No 7 thn 2019 dengan bagian mengenai “Standard Baku Mutu dan Persyaratan Kesehatan Udara (halaman 21)”



Referensi Produk

OXIRA

4. Uji efikasi laboratorium*

- 1) Royal Melbourne Inst of Tech Australia
- 2) Haffkine Institute for Training, Research & Testing
- 3) Hasil Lab Medio Pratama di Rumah Sakit Ibu & Anak swasta di Tangerang, Banten, Indonesia **
- 4) Hasil uji di Ruang Periksa Dokter & Tindakan Rumah Sakit Umum Pusat(RSUP) Persahabatan, Jakarta Timur, DKI Jakarta, Indonesia

**Royal Melbourne
Inst of Tech Australia**

OXIRA

Efficacy Test:
Royal Melbourne Inst of Technology
16th of May, 2018

Executive Summary
A random batch of OXIRA units were submitted to the Royal Melbourne Institute of Technology (RMIT) for testing for its efficacy on reducing airborne bacteria. The laboratory carefully selected two commensal bacteria that is often found in our daily life - E. Coli and Salmonella. After a period of controlled testing, it was shown that the OXIRA units effectively restricted the spread of both common bacteria.

About the Laboratory
Royal Melbourne Institute of Technology is a global university of technology and design and Australia's largest tertiary institution. The university enjoys an international reputation for excellence in practice of education and outcome-oriented research. RMIT offers testing services at its facilities, and was chosen for our test.

Methodology
Two enclosures of exact dimensions were chosen and placed side by side. Holes of identical size were introduced to both enclosures to allow a small amount of circulating fresh air. Enclosure A is used to test the effectiveness of the OXIRA, and as such a unit was placed in it. Enclosure B is used as the Control, with no OXIRA units placed inside. This is to compare the results later. A petri dish of E. Coli culture was then placed in each enclosure. Photos of both petri dishes were taken periodically. After the tests with E. coli were completed, both enclosures were sanitized and prepared for the second test, using cultures of salmonella.

Results
After a lapse of 8 days, photos of both types of bacteria have shown the air in Enclosure A has markedly impeded the spread of the culture in the petri dish. This has shown that the air in Enclosure A has been effectively treated by the germicidal ultraviolet light in the OXIRA unit.



**Haffkine Institute for Training,
Research & Testing**

हाफकिन प्रशिक्षण, संशोधन व चाचणी संस्था
Haffkine Institute for Training, Research & Testing

28 MAR 2018

CONCL

Remarks: As far as results obtained are mentioned in the above table, it can be concluded that the above mentioned air purifier when it is in operation 240 hours/24 hours per day, can significantly reduce bacterial burden by 96.1% after two (2) hours (****p<0.001) and further burden by 99% after two (2) hours (****p<0.001).

***** Significance calculated using 'Two T Test', p-probability of error, where p<0.05 is significant.**

N.B. This report is issued with an explicit understanding that it would neither be used for the purpose of advertisement, nor it would be produced as an evidence in any form without the prior department's consent.

Dr. Mihir Chakravarty
Director

RSUP Persahabatan, Jakarta

KEMENTERIAN KESEHATAN REPUBLIK INDONESIA
DIREKTORAT JENDERAL PELAYANAN KESEHATAN
RUMAH SAKIT UMUM PUSAT PERSAHABATAN

LAPORAN PEMERIKSAAN MIKROORGANISME RUANG
Pemeriksaan POU FARU GRTA PUSPA

Tanggal pemeriksaan: 4 Agustus 2018
Ruang: Ruang Pemeriksaan Poli Faru-grta Pusa

No.	Tipe	Media	hasil	Keterangan
1.	ultrafine partikel partikel OXIRA (ruang Faru)	Ag Sempur	0 koloni	
2.	Standard OXIRA (ruang Faru)	Ag Sempur	0 koloni	

4 Agustus 2018
Ruangan Laboratorium Mikrobiologi Klinik
RSUP Persahabatan
Dr. S. Hidayat, SpB
M.P. (021) 4401700

KEMENTERIAN KESEHATAN REPUBLIK INDONESIA
DIREKTORAT JENDERAL PELAYANAN KESEHATAN
RUMAH SAKIT UMUM PUSAT PERSAHABATAN

LAPORAN PEMERIKSAAN MIKROORGANISME RUANG
Tindakan POU FARU GRTA PUSPA

Tanggal pemeriksaan: 3 September 2018
Ruang: Ruang Tindakan Poli Faru-grta Pusa

No.	Tipe	Media	hasil	Keterangan
1.	ultrafine partikel partikel OXIRA (ruang Faru)	Ag Sempur	0 koloni	
2.	Standard OXIRA (ruang Faru)	Ag Sempur	0 koloni	

4 Agustus 2018

4 September 2018
Ruangan Laboratorium Mikrobiologi Klinik
RSUP Persahabatan
Dr. S. Hidayat, SpB
M.P. (021) 4401700

*Hasil uji alat luar dan dalam negeri lebih jelas terdapat pada lampiran terpisah.

**Get protection immediately
by contact us:**



Importir & Distributor Resmi di Indonesia

PT Isotekindo Intertama

Jl. Raya Kebayoran Lama 309-C, Jakarta Selatan, DKI Jakarta 12210, Indonesia

P: +62.21.5305073 - 74

M: +62.811.171.0055 (Call & Whatsapp)

E: info@isotekindo.co.id

W: www.isotekindo.com

